






6Yb ^c hiZgc \ ° 9 ^ 8Zg °DC: ° Trust Lifecycle Manager

Fast Facts

-  K ^gj Vāxchig XldgAZY l g/c ^c \
-  6 hours lecture
-  6 hours hands-on labs
-  . %b ^cj iZ ^egdXldgZY ZmVb °°
-  9 ^ 8Zg ° Hdā i ^dch °
: c \ ^c ZZg 8Zg ^ XVI ^dc

About this course

This course provides a technical overview of the Trust Lifecycle Manager solution. The Xdj ghZ XdkZgh ^c ^VāXdc \j g/c ^d ^c ^d [i] Z ^hZgk XZ ^c Xā Y ^c \ YZea^nb Zci ^b dYh ^VcY ° gZf j ^Zb Zcih! hnhizb ^hZij e ^VcY ^EgkViZ ^86 \$86 ^hZi j e #Ndj l ^āVāg ^id j hZ ^8Zg ^ XVI Z ^ egd āh ^VcY i] Z ^cZl ° 9 ^ 8Zg l g hi ^6hh ^hi Vci #Ndj l ^āVāhd iV Z V ^XahZgādd ^ Vi i] Z ^ XVeVWāf ^h ^d [G: Hl ° 6E ^EgdidXdh ^VcY ^di] ZgXaZcih#

The hands-on labs provide the opportunity to put theory into practice. The instruction VcY ^āWl ^āiV Z ^Veegmb ViZai & ^] dj gh ^d Xdb eāZi#

<ul style="list-style-type: none"> • Brief overview of the b j ā ^eāZ l Vnh ^98 & ^ b VnWZYZea^nbZVcY ^ how it affects TLM • : meā/c ^] dl ° 98 & ^h ^ Vj āi l ^] heZX ^ Xh ^ pertaining to TLM • 9 hXj hh i] Z ^ghdj gZ ^ gZf j ^Zb Zcih ^d [98 & ^ and TLM • 9 hXj hh ^Vcn ^heZX ^ā instructions needed 	<p>WMS</p>	<ul style="list-style-type: none"> • 9 hXj hh i] ZY [Zgci ° Zcglab Zci ^b Zi] dYh ^ available • : meā/c ^] ZY [Zgci ° authentication b Zi] dYh ^VcY i] Zg ^ use cases • : meā/c ^ Vj idZcglab Zci ^ ^b eāZb ZciVi ^dch ^VcY ^ use cases • 9 hXj hh l] Zg l Z ^ b VndWV ^c ^YViV [gdb ^ [dgegd āh • : meā/c l] Vi i] Z ^ egd āZb Vigmh ^ and why we provide YZ [Vj ā lZb eāZiZb • : meā/c l] Vi Zb Vā iZb eāZiZb Vg ^VcY ^] dl ^id j hZi] Zb • : meā/c ^] dl ^id ^ Wj ^cY Zcglab Zcih \$ XZg ^ XVI Zhd ^ egkYZ ^ V] c ^ [dgd ZmeZgZcXZ • 8dc \j g ^VcY Zcglaf foocoo 	<p>Server</p>	<ul style="list-style-type: none"> • 9 hXj hh i] ZG: Hl ° 6E ^VcY i] Z ^kVgdj h ^ resources available • 9 hXj hh ^H8: E ^ and the resources available for using it • : meā/c l] Vi: Hl ^h ^ and how to use it • 9 hXj hh ^E @S8aZci ^ and how it is used to b VcV ^Z XZg ^ XVI Zh • 9 hXj hh i] Z ^9 ^ 8Zg ^ 9Zh ^ide ^8aZci ^VcY ^ how it is used to b VcV ^Z XZg ^ XVI Zh • 9 hXj hh i] Z ^9 ^ 8Zg ^ Trust Assistant and how it is used to b VcV ^Z XZg ^ XVI Zh • 8dc \j g ^VcH \$ B ^B : Egd āZVcY ^ ^chiVāiXZg ^ XVI Zhd ^ Dj iald ^ 	<ul style="list-style-type: none"> • : meā/c ^] Z ^68B : ° Service standard • 9 hXj hh ^] dl ^ 8Zg Wdi ^ b VnWZ Xdc \j gY ^ id ^VXXZhh i] Z ^68B : ° Service • 9 hXj hh ^] dl ^ @j VZgZiZh ^b VnWZ ^ Xdc \j gY id ^VXXZhh i] Z ^68B : ° HZgk ^XZ • : meā/c l] Vi ^hZchdgh ^ are and how they l dg • 9 hXj hh ^ciZ ^gi ^dch ^ with F5 • 9 hXj hh ^ciZ ^gi ^dch ^
---	------------	---	---------------	---	--

Virtual Instructor Led Training

Virtual instructor led training covering a variety of digital security topics for both sales and technical professionals in the security industry.

Registration

Registration is required for all attendees. Registration is available for all attendees.

Account and Enrollment

Attendees must create a DigiCert account and enroll in sales and technical training.

98J T= Zæ5 9^ XZg #Xdb

Virtual instructor led training covering a variety of digital security topics for both sales and technical professionals in the security industry.